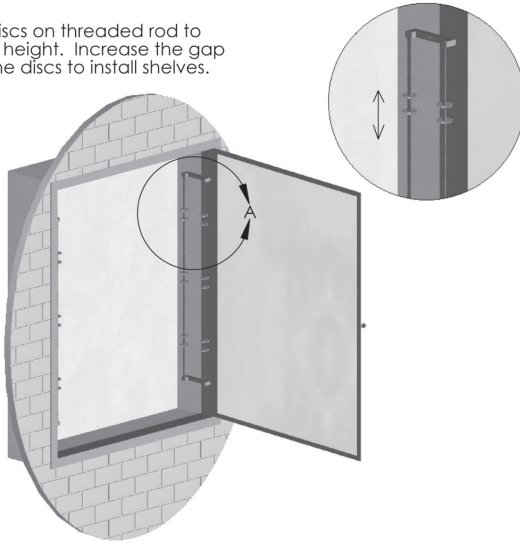


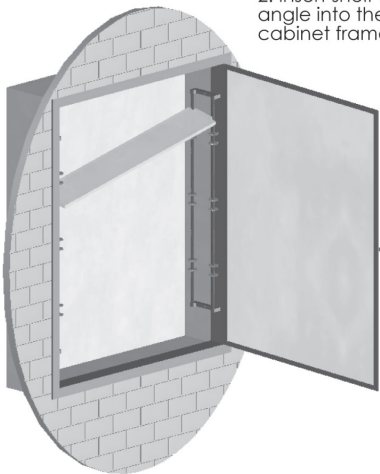
Lenox Cabinet Large — Shelf Installation

**Lenox Medicine Cabinet
Shelf Installation**

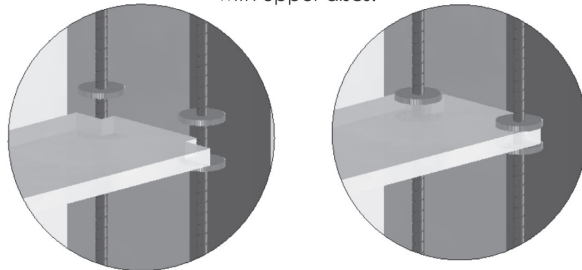
1. Rotate discs on threaded rod to adjust shelf height. Increase the gap between the discs to install shelves.



2. Insert shelf at an angle into the cabinet frame.



3. Rest shelf on the lower discs and secure with upper discs.



4. Install two remaining shelves.

